

Shield connection clamp - SK 8 - 3025163

Please be informed that the data shown in this PDF Document is generated from our Online Catalog. Please find the complete data in the user's documentation. Our General Terms of Use for Downloads are valid (<http://phoenixcontact.com/download>)




Shield connection clamp, for shield on busbars, contact resistance < 1 mΩ

Your advantages

- ✓ Easy handling
- ✓ Spring-loaded, large-surface pressure plate
- ✓ Suitable for direct and busbar mounting
- ✓ Knurled screw
- ✓ According to the requirements of the directive and standards for electrical equipment in potentially explosive areas, as components, shield connections are not eligible for certification. As such, shield connection clamps can be used in the Ex area even without appropriate approval and marking.



Key Commercial Data

Packing unit	10 pc
GTIN	 4 017918 130299
GTIN	4017918130299

Technical data

General

Number of levels	1
Number of connections	1
Cable diameter	3 mm ... 8 mm
Color	silver
Connection in acc. with standard	IEC / EN

Dimensions

Length	19.5 mm
Width	12 mm
Height	48.7 mm

Shield connection clamp - SK 8 - 3025163

Technical data

Connection data

Connection method	Screw connection
Screw thread	M4
Tightening torque, min	0.6 Nm
Tightening torque max	0.6 Nm

Standards and Regulations

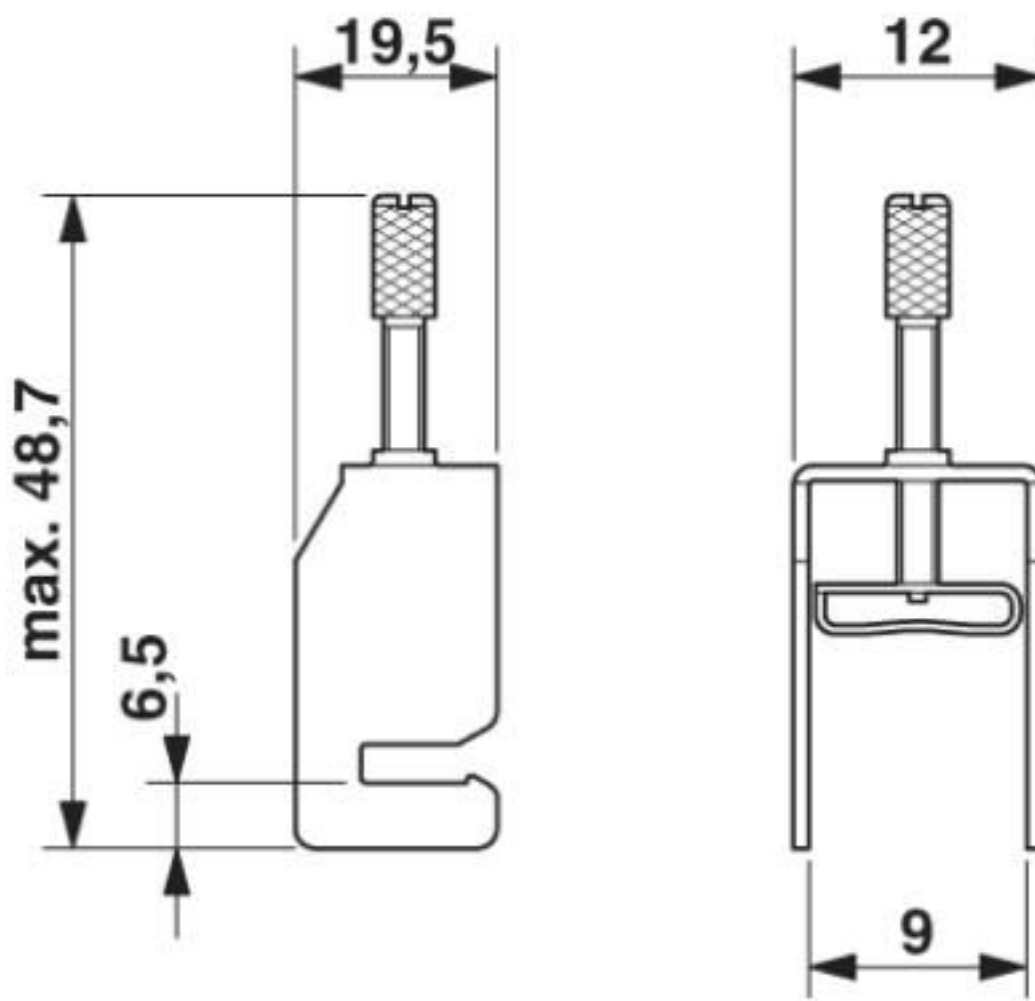
Connection in acc. with standard	IEC / EN
----------------------------------	----------

Environmental Product Compliance

China RoHS	Environmentally friendly use period: unlimited = EFUP-e
	No hazardous substances above threshold values

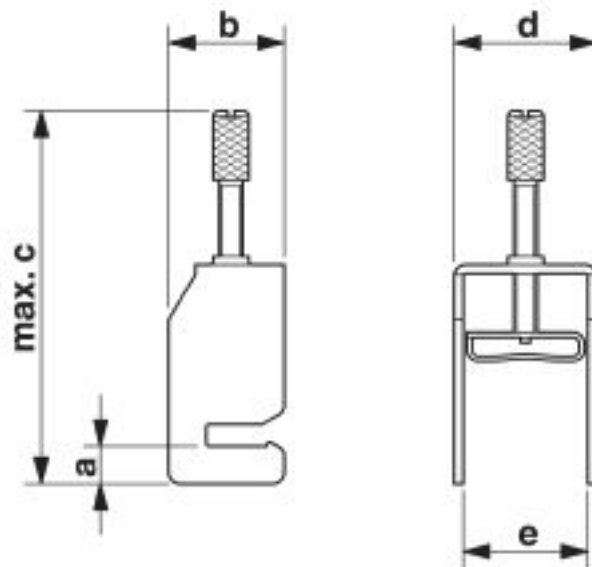
Drawings

Dimensional drawing



Shield connection clamp - SK 8 - 3025163

Dimensional drawing



Classifications

eCl@ss

eCl@ss 10.0.1	27141150
eCl@ss 11.0	27141150
eCl@ss 4.0	27141100
eCl@ss 4.1	27141100
eCl@ss 5.0	27141100
eCl@ss 5.1	27141100
eCl@ss 6.0	27141100
eCl@ss 7.0	27141150
eCl@ss 8.0	27141150
eCl@ss 9.0	27141150

ETIM

ETIM 2.0	EC000897
ETIM 3.0	EC000897
ETIM 4.0	EC002020
ETIM 5.0	EC002020
ETIM 6.0	EC002020
ETIM 7.0	EC002020

UNSPSC

UNSPSC 6.01	30211811
UNSPSC 7.0901	39121410
UNSPSC 11	39121410

Shield connection clamp - SK 8 - 3025163

Classifications

UNSPSC

UNSPSC 12.01	39121410
UNSPSC 13.2	39121432
UNSPSC 18.0	39121432
UNSPSC 19.0	39121432
UNSPSC 20.0	39121432
UNSPSC 21.0	39121432

Accessories

Accessories

Installation terminal block

Connection terminal block - AKG 4 GNYE - 0421029



Connection terminal block, connection method: Screw connection, load current: 41 A, cross section: 0.5 mm² - 6 mm², width: 7 mm, color: green-yellow

Connection terminal block - AKG 4 BK - 0421032



Connection terminal block, connection method: Screw connection, load current: 41 A, cross section: 0.5 mm² - 6 mm², width: 7 mm, color: black

Neutral conductor rail

Neutral busbar - NLS-CU 3/10 SN 1000MM - 0402174



Neutral busbar, width: 10 mm, height: 3 mm, DIN VDE 0611-4: 1991-02, material: Copper, tin-plated, length: 1000 mm, color: silver

Pick-off terminal block

Shield connection clamp - SK 8 - 3025163

Accessories

Connection terminal block - AK 4 - 0404017



Connection terminal block, connection method: Screw connection, load current: 41 A, cross section: 0.5 mm² - 6 mm², width: 7 mm, color: silver

Support

Support bracket - AB-SK TOP - 3062090



Support bracket, Bracket for busbars, set every 20 cm, length: 102.4 mm, width: 5.2 mm, number of positions: 1, color: gray

Support bracket - AB-SK TOP INSULATED - 3062074



Support bracket, Bracket for busbars, set every 20 cm, length: 102.4 mm, width: 5.2 mm, number of positions: 2, color: gray

Support bracket - AB-SK - 3025341



Support bracket for busbars

Support bracket - AB-SK 65 - 3026489



Support bracket, Bracket for busbars, set every 20 cm, length: 95.5 mm, width: 6.2 mm, number of positions: 1, color: gray

Shield connection clamp - SK 8 - 3025163

Accessories

Support bracket - AB-SKS 60 - 3240223



Support bracket for busbars

Support bracket - AB-SK-D TOP - 3062100



Support bracket, Bracket for busbars, set every 20 cm, length: 155.8 mm, width: 5.2 mm, number of positions: 2, color: gray

Support bracket - AB-SK-D TOP INSULATED - 3062087



Support bracket, Bracket for busbars, set every 20 cm, length: 155.8 mm, width: 5.2 mm, number of positions: 2, color: gray

Support bracket - AB-SK 65-D - 3026900



Support bracket, Bracket for busbars, set every 20 cm, length: 150 mm, width: 8.2 mm, number of positions: 2, color: gray

Support bracket - AB-SK 65-D INSULATED - 3040889



Support bracket, Bracket for busbars, set every 20 cm, length: 150 mm, width: 8.2 mm, number of positions: 2, color: gray

Shield connection clamp - SK 8 - 3025163

Accessories

Support bracket - AB/SS - 0404428



Support bracket made from insulation material, with retaining screw, can be used with either 3 x 10 mm or 6 x 6 mm busbar, color: gray

Support bracket - AB/SS-M - 3025888



Support bracket made from insulation material, with retaining screw, can be used for 3 x 10 mm busbar, color: gray

Support bracket - AB/SKS - 3240224



Support bracket for busbars

Support bracket - AB-SK/E - 3026476



Support bracket, Bracket for busbars, set every 20 cm, length: 10 mm, width: 56 mm, height: 20 mm, number of positions: 2, color: silver

Support bracket - AB-SK/E-NS 35 - 3213111



Support bracket, Bracket for busbars, set every 20 cm, length: 50 mm, width: 56 mm, height: 33.7 mm, number of positions: 2, color: silver

Phoenix Contact 2020 © - all rights reserved
<http://www.phoenixcontact.com>

PHOENIX CONTACT GmbH & Co. KG
Flachsmarktstr. 8
32825 Blomberg
Germany
Tel. +49 5235 300
Fax +49 5235 3 41200
<http://www.phoenixcontact.com>