

## D-SUB sleeve housings - CUC-DST-GPME-A/DSSC15 - 1419718

Please be informed that the data shown in this PDF Document is generated from our Online Catalog. Please find the complete data in the user's documentation. Our General Terms of Use for Downloads are valid (<http://phoenixcontact.com/download>)




D-SUB sleeve housings, degree of protection: IP20, material: ABS, metal-plated, cable outlet: angled, size of housing: 2, color: Bare metallic

### Your advantages

- ✓ Easy to mount thanks to pre-assembled locking screws
- ✓ Angled conductor entry
- ✓ Antimagnetic plastic housing
- ✓ Particularly suitable for D-SUB connectors with special contacts thanks to large interior



### Key Commercial Data

Packing unit	1 pc
GTIN	 4 055626 187884
GTIN	4055626187884

### Technical data

#### Mechanical characteristics

Minimum external conductor diameter	3.5 mm
Maximum external conductor diameter	8.6 mm
Cable outlet	angled
No. of cable outlets	1
Weight	18 g
Flammability rating according to UL 94	V0

#### Ambient conditions

Ambient temperature (operation)	-35 °C ... 95 °C
---------------------------------	------------------

#### Material data

Housing material	ABS, metal-plated
Housing surface material	metal-plated

## D-SUB sleeve housings - CUC-DST-GPME-A/DSSC15 - 1419718

### Technical data

#### Material data

Width	30.8 mm
Height	12.5 mm
Depth	17.2 mm
Mounting type	Screw locking

#### Standards and Regulations

Flammability rating according to UL 94	V0
Safety note	WARNING: The connectors may not be plugged in or disconnected under load. Ignoring the warning or improper use may damage persons and/or property.
	• WARNING: Commission properly functioning products only. The products must be regularly inspected for damage. Decommission defective products immediately. Replace damaged products. Repairs are not possible.
	• WARNING: Only electrically qualified personnel may install and operate the product. They must observe the following safety notes. The qualified personnel must be familiar with the basics of electrical engineering. They must be able to recognize and prevent danger. The relevant symbol on the packaging indicates that only personnel familiar with electrical engineering are allowed to install and operate the product.
	• The products are suitable for applications in plant, controller, and electrical device engineering.
	• When operating the connectors in outdoor applications, they must be separately protected against environmental influences.
	• Assembled products may not be manipulated or improperly opened.
	• Only use mating connectors that are specified in the technical data of the standards listed (e.g. the ones listed in the product accessories online at <a href="https://www.phoenixcontact.com/products">phoenixcontact.com/products</a> ).
	• When using the product in direct connection with third-party manufacturers, the user is responsible.
	• For operating voltages > 50 V AC, conductive connector housings must be grounded
	• Only use tools recommended by Phoenix Contact
	• The installation notes/Design In documents online on the download page at <a href="https://www.phoenixcontact.com/products">phoenixcontact.com/products</a> must be observed for this product.
	• Use a protective cap to protect connectors that are not in use. The suitable accessories are available online in the accessory section of the product at <a href="https://www.phoenixcontact.com/products">phoenixcontact.com/products</a>
	• Operate the connector only when it is fully plugged in and interlocked.
	• Operate the connector only when it is fully plugged in.
	• Ensure that when laying the cable, the tensile load on the connectors does not exceed the upper limit specified in the standards.
	• Observe the minimum bending radius of the cable. Lay the cable without twisting it.
	• VDE 0100/1.97 § 411.1.3.2 and DIN EN 60 204/11.98 § 14.1.3 are applicable when combining several circuits in a cable and/or connector

#### Environmental Product Compliance

REACH SVHC	Lead 7439-92-1
------------	----------------

## D-SUB sleeve housings - CUC-DST-GPME-A/DSSSC15 - 1419718

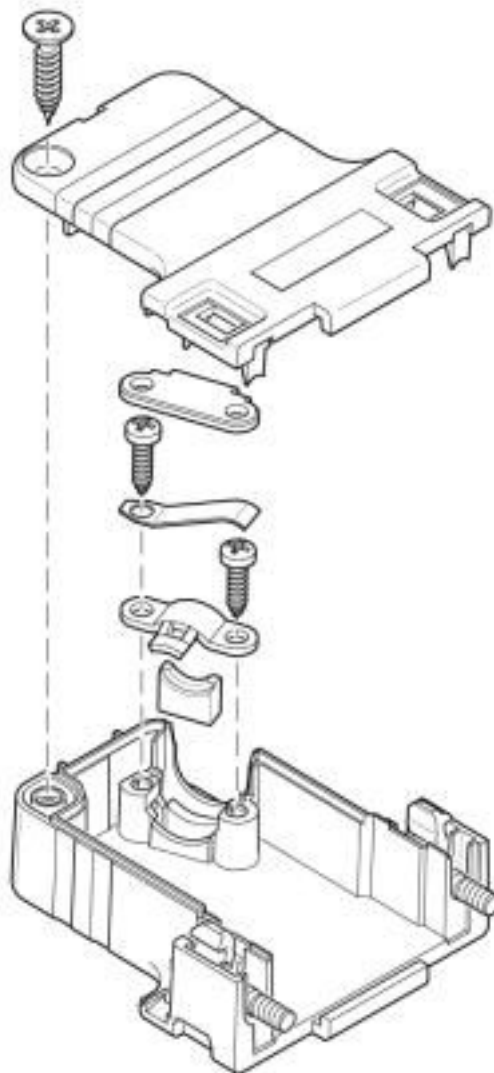
### Technical data

#### Environmental Product Compliance

China RoHS	Environmentally friendly use period: unlimited = EFUP-e
	No hazardous substances above threshold values

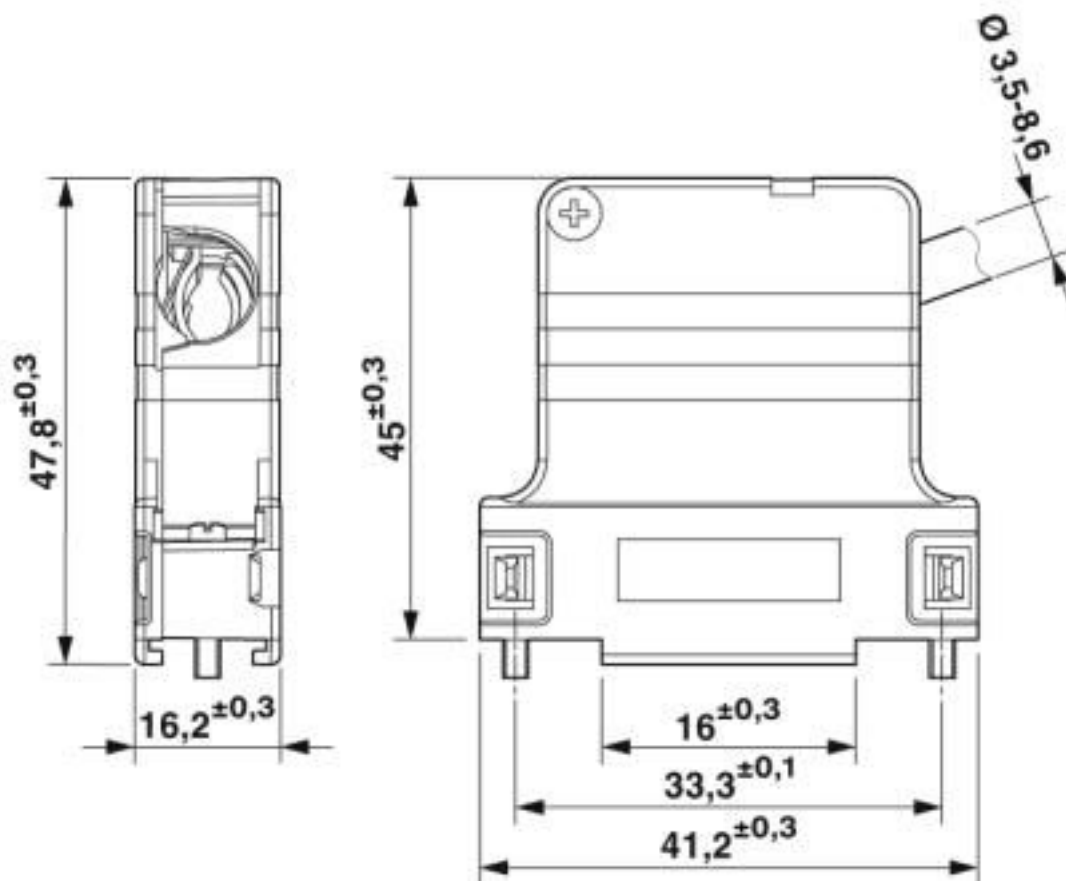
### Drawings

Schematic diagram



## D-SUB sleeve housings - CUC-DST-GPME-A/DSSC15 - 1419718

Dimensional drawing



D-SUB sleeve housings

### Classifications

eCl@ss

eCl@ss 10.0.1	27440302
eCl@ss 11.0	27440302
eCl@ss 4.0	27260700
eCl@ss 4.1	27260700
eCl@ss 5.0	27260700
eCl@ss 5.1	27261200
eCl@ss 6.0	27261200
eCl@ss 7.0	27440302
eCl@ss 8.0	27440302
eCl@ss 9.0	27440302

ETIM

ETIM 2.0	EC000437
ETIM 3.0	EC000437

## D-SUB sleeve housings - CUC-DST-GPME-A/DSSC15 - 1419718

### Classifications

#### ETIM

ETIM 4.0	EC000437
ETIM 5.0	EC001132
ETIM 6.0	EC001132
ETIM 7.0	EC001132

#### UNSPSC

UNSPSC 6.01	31261501
UNSPSC 7.0901	31261501
UNSPSC 11	31261501
UNSPSC 12.01	31261501
UNSPSC 13.2	39121522
UNSPSC 18.0	39121522
UNSPSC 19.0	39121522
UNSPSC 20.0	39121522
UNSPSC 21.0	39121522

### Approvals

#### Approvals

---

#### Approvals


#### EAC

---

#### Ex Approvals

---

#### Approval details

EAC		B.01687
-----	---	---------

### Accessories

#### Accessories

#### Female insert

## D-SUB sleeve housings - CUC-DST-GPME-A/DSSC15 - 1419718

### Accessories

Contact insert - VS-15-BU-DSUB-EG - 1688887



D-SUB contact insert, shell size 2, with 15 signal contacts, type of contact socket, with solder cup, straight, fixing with a 3 mm hole, for panel mounting frame and sleeve housing VS-15-...

D-SUB contact insert - VS-15-BU-DSUB-HD-EG - 1655166



D-SUB contact insert, shell size 2, with 26 signal contacts, type of contact socket, with solder cup, straight, fixing with a 3 mm hole, for panel mounting frame and sleeve housing VS-15-...

D-SUB contact support - VS-15-BU-DSUB-CD-OG - 1688942



D-SUB contact carrier, shell size 2, for 15 signal contacts, type of contact socket, for crimp contacts, straight, fixing with a 3 mm hole, for panel mounting frame and sleeve housing VS-15-...

D-SUB contact support - VS-15-BU-DSUB-HD-CD-B - 1655182



D-SUB contact carrier, shell size 2, for 26 signal contacts, type of contact socket, for crimp contacts, straight, fixing with a 3 mm hole, for panel mounting frame and sleeve housing VS-15-...

D-SUB contact support - VS-15-BU-DSUB-3P - 1688214



D-SUB contact carrier, shell size 2, accommodation for three combined contacts, type of contact socket, straight, fixing with a 3 mm hole, for panel mounting frame and sleeve housing VS-15-...

## D-SUB sleeve housings - CUC-DST-GPME-A/DSSC15 - 1419718

### Accessories

#### D-SUB combination contact insert - VS-15-BU-DSUB-2P-5S - 1688230



D-SUB contact insert, shell size 2, with five signal contacts with solder cup, straight, accommodation for two combined contacts, type of contact socket, fixing with a 3 mm hole, for panel mounting frame and sleeve housing VS-15-...

---

#### Male insert

#### Contact insert - VS-15-ST-DSUB-EG - 1688874



D-SUB contact insert, shell size 2, with 15 signal contacts, type of contact pin, with solder cup, straight, fixing with a 3 mm hole, for panel mounting frame and sleeve housing VS-15-...

---

#### D-SUB contact insert - VS-15-ST-DSUB-HD-EG - 1655179



D-SUB contact insert, shell size 2, with 26 signal contacts, type of contact pin, with solder cup, straight, fixing with a 3 mm hole, for panel mounting frame and sleeve housing VS-15-...

---

#### D-SUB contact support - VS-15-ST-DSUB-CD-OG - 1688939



D-SUB contact carrier, shell size 2, for 15 signal contacts, type of contact pin, for crimp contacts, straight, fixing with a 3 mm hole, for panel mounting frame and sleeve housing VS-15-...

---

#### D-SUB contact support - VS-15-ST-DSUB-HD-CD-B - 1655195



D-SUB contact carrier, shell size 2, for 26 signal contacts, type of contact pin, for crimp contacts, straight, fixing with a 3 mm hole, for panel mounting frame and sleeve housing VS-15-...

## D-SUB sleeve housings - CUC-DST-GPME-A/DSSC15 - 1419718

### Accessories

D-SUB contact support - VS-15-ST-DSUB-3P - 1688201



D-SUB contact carrier, shell size 2, accommodation for three combined contacts, type of contact pin, straight, fixing with a 3 mm hole, for panel mounting frame and sleeve housing VS-15-...

D-SUB combination contact insert - VS-15-ST-DSUB-2P-5S - 1688227



D-SUB contact insert, shell size 2, with five signal contacts with solder cup, straight, accommodation for two combined contacts, type of contact pin, fixing with a 3 mm hole, for panel mounting frame and sleeve housing VS-15-...

### Sleeve housings

Bend protection sleeve - CUC-DST-ABK-CP6,5 - 1419790



Bend protection sleeve, degree of protection: IP20, color: black

Bend protection sleeve - CUC-DST-ABK-CP8 - 1419791



Bend protection sleeve, degree of protection: IP20, color: black

Phoenix Contact 2020 © - all rights reserved  
<http://www.phoenixcontact.com>

PHOENIX CONTACT GmbH & Co. KG  
Flachsmarktstr. 8  
32825 Blomberg  
Germany  
Tel. +49 5235 300  
Fax +49 5235 3 41200  
<http://www.phoenixcontact.com>