

# Printed-circuit board connector - MVSTBR 2,5/ 8-ST - 1792074

Please be informed that the data shown in this PDF Document is generated from our Online Catalog. Please find the complete data in the user's documentation. Our General Terms of Use for Downloads are valid (<http://phoenixcontact.com/download>)



PCB connector, nominal cross section: 2.5 mm<sup>2</sup>, color: green, nominal current: 12 A, rated voltage (III/2): 320 V, contact surface: Tin, type of contact: Female connector, Number of potentials: 8, Number of rows: 1, Number of positions per row: 8, number of connections: 8, product range: MVSTBR 2,5/..-ST, pitch: 5 mm, connection method: Screw connection with tension sleeve, conductor/PCB connection direction: 90 °, Stecksystem: CLASSIC COMBICON, Locking: without, type of packaging: packed in cardboard

The figure shows a 10-position version of the product

## Your advantages

- Well-known connection principle allows worldwide use
- Low temperature rise, thanks to maximum contact force
- Allows connection of two conductors



## Key Commercial Data

|              |               |
|--------------|---------------|
| Packing unit | 50 pc         |
| GTIN         |               |
| GTIN         | 4017918044558 |

## Technical data

### Item properties

|                           |                  |
|---------------------------|------------------|
| Brief article description | PCB connector    |
| Plug-in system            | CLASSIC COMBICON |
| Type of contact           | Female connector |
| Range of articles         | MVSTBR 2,5/..-ST |
| Pitch                     | 5 mm             |
| Number of positions       | 8                |
| Drive form screw head     | Slotted (L)      |
| Screw thread              | M3               |
| Locking                   | without          |
| Number of levels          | 1                |
| Number of connections     | 8                |
| Number of potentials      | 8                |

## Printed-circuit board connector - MVSTBR 2,5/ 8-ST - 1792074

### Technical data

#### Electrical parameters

|                             |       |
|-----------------------------|-------|
| Nominal current             | 12 A  |
| Nom. voltage                | 320 V |
| Rated voltage               | 250 V |
| Rated voltage (III/2)       | 320 V |
| Rated voltage (II/2)        | 630 V |
| Rated surge voltage (III/3) | 4 kV  |
| Rated surge voltage (III/2) | 4 kV  |
| Rated surge voltage (II/2)  | 4 kV  |

#### Connection capacity

|   |  |
|---|--|
| Connection method   | Screw connection with tension sleeve         |
| pluggable   | Yes  |
| Conductor cross section solid   | 0.2 mm <sup>2</sup> ... 2.5 mm <sup>2</sup>  |
| Conductor cross section flexible  | 0.2 mm <sup>2</sup> ... 2.5 mm <sup>2</sup>  |
| Conductor cross section AWG / kcmil   | 24 ... 12                                    |
| Conductor cross section flexible, with ferrule without plastic sleeve                     | 0.25 mm <sup>2</sup> ... 2.5 mm <sup>2</sup> |
| Conductor cross section, flexible, with ferrule, with plastic sleeve                      | 0.25 mm <sup>2</sup> ... 2.5 mm <sup>2</sup> |
| 2 conductors with same cross section, solid   | 0.2 mm <sup>2</sup> ... 1 mm <sup>2</sup>    |
| 2 conductors with same cross section, flexible  | 0.2 mm <sup>2</sup> ... 1.5 mm <sup>2</sup>  |
| 2 conductors with same cross section, flexible, with ferrule without plastic sleeve       | 0.25 mm <sup>2</sup> ... 1 mm <sup>2</sup>   |
| 2 conductors with the same cross section, flexible, with TWIN ferrule with plastic sleeve | 0.5 mm <sup>2</sup> ... 1.5 mm <sup>2</sup>  |
| Cylindrical gauge a x b / diameter  | 2.8 mm x 2.0 mm / 2.4 mm                     |
| Stripping length  | 7 mm   |
| Torque  | 0.5 Nm ... 0.6 Nm                            |

#### Material data - contact

|  |   |
|--|---|
| Note                                     | WEEE/RoHS-compliant, free of whiskers according to IEC 60068-2-82/ JEDEC JESD 201 |
| Contact material                         | Cu alloy  |
| Surface characteristics                  | hot-dip tin-plated  |
| Metal surface terminal point (top layer) | Tin (4 - 8 µm Sn)   |
| Metal surface contact area (top layer)   | Tin (4 - 8 µm Sn)   |

#### Material data - housing

|  |              |
|--|--------------|
| Housing color  | green (6021) |
| Insulating material  | PA           |
| Insulating material group                                      | I            |
| CTI according to IEC 60112                                     | 600          |
| Flammability rating according to UL 94                         | V0           |
| Glow wire flammability index GWFI according to EN 60695-2-12   | 850          |
| Glow wire ignition temperature GWIT according to EN 60695-2-13 | 775          |

# Printed-circuit board connector - MVSTBR 2,5/ 8-ST - 1792074

## Technical data

### Material data - housing

|   |        |
|---|--------|
| Temperature for the ball pressure test according to EN 60695-10-2 | 125 °C |
|---|--------|

### Dimensions for the product

|                             |  |
|-----------------------------|--|
| Caption                     | Schematische Abbildung - weitere Details siehe Produktfamilienzeichnung im Download Center |
| Length [ l ]                | 12.5 mm  |
| Width [ w ]                 | 40 mm  |
| Height [ h ]                | 26 mm  |
| Pitch                       | 5 mm   |
| Height (without solder pin) | 26 mm  |

### Packaging information

|                            |                     |
|----------------------------|---------------------|
| Type of packaging          | packed in cardboard |
| Pieces per package         | 50                  |
| Denomination packing units | Pcs.                |

### General product information

|      |  |
|------|--|
| Note | In accordance with IEC 61984, COMBICON connectors have no switching power (COC). During designated use, they must not be plugged in or disconnected when carrying voltage or under load. |
|------|--|

### Ambient conditions

|   |   |
|---|---|
| Ambient temperature (storage/transport) | -40 °C ... 70 °C                                    |
| Ambient temperature (assembly)          | -5 °C ... 100 °C                                    |
| Ambient temperature (operation)         | -40 °C ... 100 °C (dependent on the derating curve) |

### Air clearances and creepage distances

|   |                     |
|---|---------------------|
| Clearances and creepage distances               | IEC 60664-1:2007-04 |
| Specification                                   | IEC 60664-1:2007-04 |
| Minimum clearance - inhomogeneous field (III/3) | 3 mm                |
| Minimum clearance - inhomogeneous field (III/2) | 3 mm                |
| Minimum clearance - inhomogeneous field (II/2)  | 3 mm                |
| Minimum creepage distance value (III/3)         | 3.2 mm              |
| Minimum creepage distance value (III/2)         | 3 mm                |
| Minimum creepage distance value (II/2)          | 3.2 mm              |

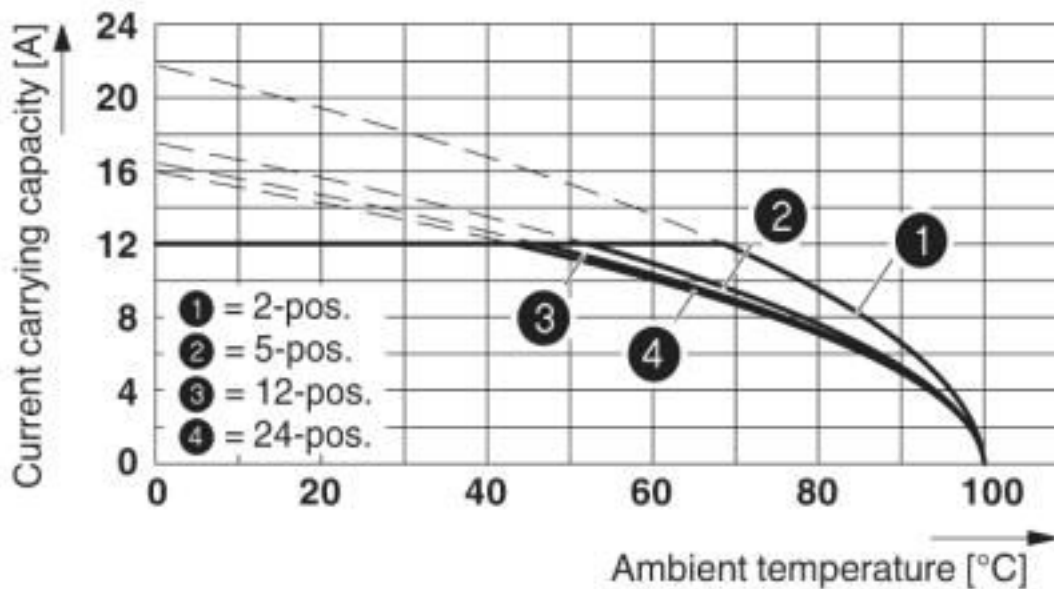
### Environmental Product Compliance

|            |   |
|------------|---|
| REACH SVHC | Lead 7439-92-1  |
| China RoHS | Environmentally Friendly Use Period = 50 years  |
|            | For details about hazardous substances go to tab "Downloads", Category "Manufacturer's declaration" |

## Drawings

# Printed-circuit board connector - MVSTBR 2,5/ 8-ST - 1792074

Diagram



Type: MVSTBR 2,5/...-ST(5,08) with MSTBA 2,5/...-G(-5,08)

## Classifications

eCl@ss

|               |          |
|---------------|----------|
| eCl@ss 10.0.1 | 27440309 |
| eCl@ss 11.0   | 27460202 |
| eCl@ss 4.0    | 27260700 |
| eCl@ss 4.1    | 27260700 |
| eCl@ss 5.0    | 27260700 |
| eCl@ss 5.1    | 27260700 |
| eCl@ss 6.0    | 27260700 |
| eCl@ss 7.0    | 27440309 |
| eCl@ss 8.0    | 27440309 |
| eCl@ss 9.0    | 27440309 |

## ETIM

|          |          |
|----------|----------|
| ETIM 3.0 | EC001121 |
| ETIM 4.0 | EC002638 |
| ETIM 5.0 | EC002638 |
| ETIM 6.0 | EC002638 |
| ETIM 7.0 | EC002638 |

## UNSPSC

|               |          |
|---------------|----------|
| UNSPSC 6.01   | 30211810 |
| UNSPSC 7.0901 | 39121409 |

# Printed-circuit board connector - MVSTBR 2,5/ 8-ST - 1792074

## Classifications

### UNSPSC

|              |          |
|--------------|----------|
| UNSPSC 11    | 39121409 |
| UNSPSC 12.01 | 39121409 |
| UNSPSC 13.2  | 39121409 |
| UNSPSC 18.0  | 39121409 |
| UNSPSC 19.0  | 39121409 |
| UNSPSC 20.0  | 39121409 |
| UNSPSC 21.0  | 39121409 |

## Approvals


### Approvals


#### Approvals


CSA / IECCEB CB Scheme / EAC / cULus Recognized / VDE Zeichengenehmigung

#### Ex Approvals

### Approval details

|                            |   |   |                 |
|----------------------------|---|---|-----------------|
| CSA                        |  | <a href="http://www.csagroup.org/services-industries/product-listing/">http://www.csagroup.org/services-industries/product-listing/</a> | LR13631-2585950 |
|                            | B   | D   |                 |
| Nominal voltage UN         | 300 V   | 300 V   |                 |
| Nominal current IN         | 10 A  | 10 A  |                 |
| mm <sup>2</sup> /AWG/kcmil | 28-12   | 28-12   |                 |

|                            |   |   |                |
|----------------------------|---|---|----------------|
| IECEE CB Scheme            |  | <a href="http://www.iecee.org/">http://www.iecee.org/</a> | DE1-60988-B1B2 |
| Nominal voltage UN         | 250 V   |   |                |
| Nominal current IN         | 12 A  |   |                |
| mm <sup>2</sup> /AWG/kcmil | 0.2-2.5   |   |                |

|     |   |         |
|-----|---|---------|
| EAC |  | B.01687 |
|-----|---|---------|

# Printed-circuit board connector - MVSTBR 2,5/ 8-ST - 1792074

## Approvals

|                            |       |   |                 |
|----------------------------|-------|---|-----------------|
| cULus Recognized           |       | <a href="http://database.ul.com/cgi-bin/XYV/template/LISEXT/1FRAME/index.htm">http://database.ul.com/cgi-bin/XYV/template/LISEXT/1FRAME/index.htm</a> | E60425-19931011 |
|                            | B     | D   |                 |
| Nominal voltage UN         | 300 V | 300 V   |                 |
| Nominal current IN         | 15 A  | 10 A  |                 |
| mm <sup>2</sup> /AWG/kcmil | 30-12 | 30-12   |                 |

|                            |         |   |          |
|----------------------------|---------|---|----------|
| VDE Zeichengenehmigung     |         | <a href="http://www2.vde.com/de/Institut/Online-Service/VDE-gepruefteProdukte/Seiten/Online-Suche.aspx">http://www2.vde.com/de/Institut/Online-Service/VDE-gepruefteProdukte/Seiten/Online-Suche.aspx</a> | 40004701 |
|                            |         |   |          |
| Nominal voltage UN         | 250 V   |   |          |
| Nominal current IN         | 12 A    |   |          |
| mm <sup>2</sup> /AWG/kcmil | 0.2-2.5 |   |          |

## Accessories

### Accessories

#### Coding element

Coding profile - CP-MSTB - 1734634



Coding profile, is inserted into the slot on the plug or inverted header, red insulating material

#### Marker pen

Marker pen - B-STIFT - 1051993



Marker pen, for manual labeling of unprinted Zack strips, smear-proof and waterproof, line thickness 0.5 mm

#### Screwdriver tools

## Printed-circuit board connector - MVSTBR 2,5/ 8-ST - 1792074

### Accessories

Screwdriver - SZS 0,6X3,5 - 1205053



Actuation tool, for ST terminal blocks, insulated, also suitable for use as a bladed screwdriver, size: 0.6 x 3.5 x 100 mm, 2-component grip, with non-slip grip

---

### Terminal marking

Marker card - SK 5/3,8:UNBEDRUCKT - 0805409



Marker card, Card, white, unlabeled, can be labeled with: Marker pen, mounting type: adhesive, for terminal block width: 5 mm, lettering field size: 5 x 3.8 mm

---

### Additional products

Feed-through header - MSTBW 2,5/ 8-G - 1736056



PCB headers, nominal cross section: 2.5 mm<sup>2</sup>, color: green, nominal current: 12 A, rated voltage (III/2): 320 V, contact surface: Tin, type of contact: Male connector, Number of potentials: 8, Number of rows: 1, Number of positions per row: 8, number of connections: 8, product range: MSTBW 2,5/..-G, pitch: 5 mm, mounting: Wave soldering, pin layout: Linear pinning, solder pin [P]: 3.5 mm, Stecksystem: CLASSIC COMBICON, Locking: without, type of packaging: packed in cardboard

---

Feed-through header - MSTBV 2,5/ 8-G - 1753550



PCB headers, nominal cross section: 2.5 mm<sup>2</sup>, color: green, nominal current: 12 A, rated voltage (III/2): 320 V, contact surface: Tin, type of contact: Male connector, Number of potentials: 8, Number of rows: 1, Number of positions per row: 8, number of connections: 8, product range: MSTBV 2,5/..-G, pitch: 5 mm, mounting: Wave soldering, pin layout: Linear pinning, solder pin [P]: 3.9 mm, Stecksystem: CLASSIC COMBICON, Locking: without, type of packaging: packed in cardboard

---

Feed-through header - MSTB 2,5/ 8-G - 1754559



PCB headers, nominal cross section: 2.5 mm<sup>2</sup>, color: green, nominal current: 12 A, rated voltage (III/2): 320 V, contact surface: Tin, type of contact: Male connector, Number of potentials: 8, Number of rows: 1, Number of positions per row: 8, number of connections: 8, product range: MSTB 2,5/..-G, pitch: 5 mm, mounting: Wave soldering, pin layout: Linear pinning, solder pin [P]: 3.5 mm, Stecksystem: CLASSIC COMBICON, Locking: without, type of packaging: packed in cardboard

## Printed-circuit board connector - MVSTBR 2,5/ 8-ST - 1792074

### Accessories

#### Printed-circuit board connector - MSTBVA 2,5/ 8-G - 1755574



PCB headers, nominal cross section: 2.5 mm<sup>2</sup>, color: green, nominal current: 12 A, rated voltage (III/2): 320 V, contact surface: Tin, type of contact: Male connector, Number of potentials: 8, Number of rows: 1, Number of positions per row: 8, number of connections: 8, product range: MSTBVA 2,5/..-G, pitch: 5 mm, mounting: Wave soldering, pin layout: Linear pinning, solder pin [P]: 3.9 mm, Stecksystem: CLASSIC COMBICON, Locking: without, type of packaging: packed in cardboard

#### Printed-circuit board connector - MSTBA 2,5/ 8-G - 1757527



PCB headers, nominal cross section: 2.5 mm<sup>2</sup>, color: green, nominal current: 12 A, rated voltage (III/2): 320 V, contact surface: Tin, type of contact: Male connector, Number of potentials: 8, Number of rows: 1, Number of positions per row: 8, number of connections: 8, product range: MSTBA 2,5/..-G, pitch: 5 mm, mounting: Wave soldering, pin layout: Linear pinning, solder pin [P]: 3.5 mm, Stecksystem: CLASSIC COMBICON, Locking: without, type of packaging: packed in cardboard

#### Feed-through header - MDSTB 2,5/ 8-G1 - 1762758



PCB headers, nominal cross section: 2.5 mm<sup>2</sup>, color: green, nominal current: 10 A, rated voltage (III/2): 320 V, contact surface: Tin, type of contact: Male connector, Number of potentials: 16, Number of rows: 2, Number of positions per row: 8, number of connections: 16, product range: MDSTB 2,5/..-G1, pitch: 5 mm, mounting: Wave soldering, pin layout: Linear pinning, solder pin [P]: 3.5 mm, Stecksystem: CLASSIC COMBICON, Locking: without, type of packaging: packed in cardboard, In combination with MVSTB or FKCV plug components, both an MVSTBW (or FKCVW) and an MVSTBR plug (or FKCVR) must be used. Combination with TMSTBP plug components is not possible!

#### Feed-through header - MDSTBV 2,5/ 8-G1 - 1762907



PCB headers, nominal cross section: 2.5 mm<sup>2</sup>, color: green, nominal current: 10 A, rated voltage (III/2): 320 V, contact surface: Tin, type of contact: Male connector, Number of potentials: 16, Number of rows: 2, Number of positions per row: 8, number of connections: 16, product range: MDSTBV 2,5/..-G1, pitch: 5 mm, mounting: Wave soldering, pin layout: Linear pinning, solder pin [P]: 3.9 mm, Stecksystem: CLASSIC COMBICON, Locking: without, type of packaging: packed in cardboard, In combination with MVSTB or FKCV plug components, both an MVSTBW (or FKCVW) and an MVSTBR plug (or FKCVR) must be used. Combination with TMSTBP plug components is not possible!

#### Feed-through header - MSTB 2,5/ 8-G-LA - 1768244



PCB headers, nominal cross section: 2.5 mm<sup>2</sup>, color: green, nominal current: 12 A, rated voltage (III/2): 320 V, contact surface: Tin, type of contact: Male connector, Number of potentials: 8, Number of rows: 1, Number of positions per row: 8, number of connections: 8, product range: MSTB 2,5/..-G -LA, pitch: 5 mm, mounting: Wave soldering, pin layout: Linear pinning, solder pin [P]: 3.2 mm, Stecksystem: CLASSIC COMBICON, Locking: without, type of packaging: packed in cardboard

## Printed-circuit board connector - MVSTBR 2,5/ 8-ST - 1792074

### Accessories

#### Printed-circuit board connector - SMSTB 2,5/ 8-G - 1769298



PCB headers, nominal cross section: 2.5 mm<sup>2</sup>, color: green, nominal current: 12 A, rated voltage (III/2): 320 V, contact surface: Tin, type of contact: Male connector, Number of potentials: 8, Number of rows: 1, Number of positions per row: 8, number of connections: 8, product range: SMSTB 2,5/..-G, pitch: 5 mm, mounting: Wave soldering, pin layout: Linear pinning, solder pin [P]: 3.5 mm, Stecksystem: CLASSIC COMBICON, Locking: without, type of packaging: packed in cardboard

#### Feed-through header - SMSTBA 2,5/ 8-G - 1769861



PCB headers, nominal cross section: 2.5 mm<sup>2</sup>, color: green, nominal current: 12 A, rated voltage (III/2): 320 V, contact surface: Tin, type of contact: Male connector, Number of potentials: 8, Number of rows: 1, Number of positions per row: 8, number of connections: 8, product range: SMSTBA 2,5/..-G, pitch: 5 mm, mounting: Wave soldering, pin layout: Linear pinning, solder pin [P]: 3.5 mm, Stecksystem: CLASSIC COMBICON, Locking: without, type of packaging: packed in cardboard

#### Feed-through header - MSTBA 2,5/ 8-G-LA - 1770546



PCB headers, nominal cross section: 2.5 mm<sup>2</sup>, color: green, nominal current: 12 A, rated voltage (III/2): 320 V, contact surface: Tin, type of contact: Male connector, Number of potentials: 8, Number of rows: 1, Number of positions per row: 8, number of connections: 8, product range: MSTBA 2,5/..-G -LA, pitch: 5 mm, mounting: Wave soldering, pin layout: Linear pinning, solder pin [P]: 3.2 mm, Stecksystem: CLASSIC COMBICON, Locking: without, type of packaging: packed in cardboard

#### Feed-through header - MDSTBVA 2,5/ 8-G - 1845840



PCB headers, nominal cross section: 2.5 mm<sup>2</sup>, color: green, nominal current: 10 A, rated voltage (III/2): 320 V, contact surface: Tin, type of contact: Male connector, Number of potentials: 16, Number of rows: 2, Number of positions per row: 8, number of connections: 16, product range: MDSTBVA 2,5/..-G, pitch: 5 mm, mounting: Wave soldering, pin layout: Linear pinning, solder pin [P]: 3.9 mm, Stecksystem: CLASSIC COMBICON, Locking: without, type of packaging: packed in cardboard, The article can be aligned to create different nos. of positions! In combination with MVSTB or FKCV plug components, both an MVSTBW (or FKCVW) and an MVSTBR plug (or FKCVR) must be used. Combination with TMSTBP plug components is not possible!

#### Feed-through header - MDSTBV 2,5/ 8-G - 1845992



PCB headers, nominal cross section: 2.5 mm<sup>2</sup>, color: green, nominal current: 10 A, rated voltage (III/2): 320 V, contact surface: Tin, type of contact: Male connector, Number of potentials: 16, Number of rows: 2, Number of positions per row: 8, number of connections: 16, product range: MDSTBV 2,5/..-G, pitch: 5 mm, mounting: Wave soldering, pin layout: Linear pinning, solder pin [P]: 3.5 mm, Stecksystem: CLASSIC COMBICON, Locking: without, type of packaging: packed in cardboard, Can be aligned! Mounting flange: Order No. 1836477, 1836480. In combination with MVSTB or FKCV plug components, both an MVSTBW (or FKCVW) and an MVSTBR plug (or FKCVR) must be used. Combination with TMSTBP plug components is not possible!

## Printed-circuit board connector - MVSTBR 2,5/ 8-ST - 1792074

### Accessories

#### Feed-through header - MDSTB 2,5/ 8-G - 1846425



PCB headers, nominal cross section: 2.5 mm<sup>2</sup>, color: green, nominal current: 10 A, rated voltage (III/2): 320 V, contact surface: Tin, type of contact: Male connector, Number of potentials: 16, Number of rows: 2, Number of positions per row: 8, number of connections: 16, product range: MDSTB 2,5/..-G, pitch: 5 mm, mounting: Wave soldering, pin layout: Linear pinning, solder pin [P]: 3.2 mm, Stecksystem: CLASSIC COMBICON, Locking: without, type of packaging: packed in cardboard, Can be aligned! Mounting flange: Order No. 1736771, 1736768. In combination with MVSTB or FKCV plug components, both an MVSTBW (or FKCVW) and an MVSTBR plug (or FKCVR) must be used. Combination with TMSTBP plug components is not possible!

#### Feed-through header - MDSTBA 2,5/ 8-G - 1846577



PCB headers, nominal cross section: 2.5 mm<sup>2</sup>, color: green, nominal current: 10 A, rated voltage (III/2): 320 V, contact surface: Tin, type of contact: Male connector, Number of potentials: 16, Number of rows: 2, Number of positions per row: 8, number of connections: 16, product range: MDSTBA 2,5/..-G, pitch: 5 mm, mounting: Wave soldering, pin layout: Linear pinning, solder pin [P]: 3.2 mm, Stecksystem: CLASSIC COMBICON, Locking: without, type of packaging: packed in cardboard, The article can be aligned to create different nos. of positions! In combination with MVSTB or FKCV plug components, both an MVSTBW (or FKCVW) and an MVSTBR plug (or FKCVR) must be used. Combination with TMSTBP plug components is not possible!

#### Feed-through header - MDSTBW 2,5/ 8-G - 1846878



PCB headers, nominal cross section: 2.5 mm<sup>2</sup>, color: green, nominal current: 10 A, rated voltage (III/2): 320 V, contact surface: Tin, type of contact: Male connector, Number of potentials: 16, Number of rows: 2, Number of positions per row: 8, number of connections: 16, product range: MDSTBW 2,5/..-G, pitch: 5 mm, mounting: Wave soldering, pin layout: Linear pinning, solder pin [P]: 3.8 mm, Stecksystem: CLASSIC COMBICON, Locking: without, type of packaging: packed in cardboard, The article can be aligned to create different nos. of positions! In combination with MVSTB or FKCV plug components, both an MVSTBW (or FKCVW) and an MVSTBR plug (or FKCVR) must be used. Combination with TMSTBP plug components is not possible!