


19445000	DATA SHEET	
Valid from: 26.07.2024	EPIC® H-A 10 TS	

Description

- These connectors are attractive because of their compact housing.
- Small and space-saving for narrow available space



General characteristics

Series	H-A 10
Version	Hood
Locking	Bolts for single lever
Cable entry	lateral
Gland body installed	yes
Protection (DIN EN 60529)	IP 65 (latched)
Protection (NEMA 250, UL50E)	4, 12 (latched)
Temperature range	-40°C to +100°C, short-term up to +125°C

Product variations

Article no.	Thread
19445000	M20
19445500	M25

Materials and surfaces

Housing	Aluminium alloy, powder-coated, grey
Gland body	Brass, nickel-plated
Bolts	Heat-treatable steel, zinc-plated
Gasket	NBR


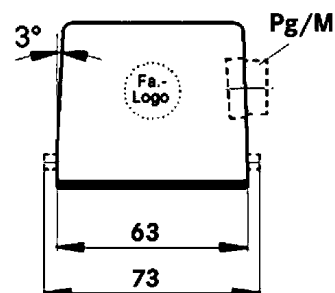
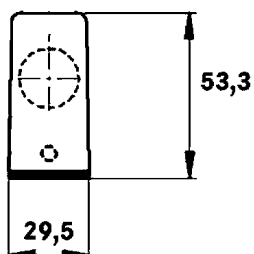
Standard

Safety Standard	IEC 61984
-----------------	-----------

Creator: THB01/BU-EPIC Released: IVSE1/BU-EPIC	Document: DB19445000EN Version: 02	Page 1 of 2
---	---------------------------------------	-------------

19445000	DATA SHEET	
Valid from: 26.07.2024	EPIC® H-A 10 TS	

Drawings



Industrial machinery and plant engineering



Mechanical resistance



Robust



Waterproof

Info

Compact, robust metal housings size H-A 10

Application range

Machine and equipment manufacturing
Control engineering
Electronic laboratory

Remark

Photographs are not to scale and do not represent detailed images of the respective products.

Creator: THB01/BU-EPIC Released: IVSE1/BU-EPIC	Document: DB19445000EN Version: 02	Page 2 of 2
---	---------------------------------------	-------------