

AC charging cable - EV-T2G3PC-3AC32A-8,0M6,0ESBK01 - 1627999

Please be informed that the data shown in this PDF Document is generated from our Online Catalog. Please find the complete data in the user's documentation. Our General Terms of Use for Downloads are valid (<http://phoenixcontact.com/download>)



Mobile AC charging cable with vehicle charging connector and infrastructure charging plug, with protective caps, Housing color black-gray, for charging electric vehicles (EV) with alternating current (AC) via type 2 vehicle charging inlets, compatible with type 2 infrastructure charging sockets at charging stations for electromobility (EVSE), Type 2, IEC 62196-2, 32 A / 480 V (AC), C-Line, "PHOENIX CONTACT" logo, cable: 8 m, black, straight, NOTE: Cable management may be required.

Product Description


Mobile AC charging cable with Vehicle Connector and Infrastructure plug for charging electric vehicles (EV) with alternating current (AC), via type 2 Vehicle Inlets, compatible with type 2 Infrastructure Socket Outlets at charging stations for E-Mobility (EVSE)

Your advantages

- ✓ Consistent design of all Phoenix Contact Vehicle Connectors and Infrastructure Plugs
- ✓ Silver-plated surface of the power and signal contacts
- ✓ Certified in accordance with IATF 16949:2016 and ISO 9001:2015
- ✓ Material data available in the IMDS (International Material Data System of the automotive industry)
- ✓ Convenient handling, thanks to the ergonomic handle and additional, rubber grip components
- ✓ Tested in accordance with selected tests of automotive standards LV124, LV214, LV215-2
- ✓ Tested in accordance with EV Ready 37 requirements
- ✓ Consistent longitudinal water tightness prevents water ingress in the cable



Key Commercial Data

Packing unit	1 pc
GTIN	 4 055626 370132
GTIN	4055626370132

Technical data

Product definition

Type	Mobile AC charging cable
	with vehicle charging connector and infrastructure charging plug
	with protective caps
	Housing color black-gray
Application	for charging electric vehicles (EV) with alternating current (AC) via type 2 vehicle charging inlets

AC charging cable - EV-T2G3PC-3AC32A-8,0M6,0ESBK01 - 1627999

Technical data

Product definition

	compatible with type 2 infrastructure charging sockets at charging stations for electromobility (EVSE)
Affixed logo	"PHOENIX CONTACT" logo
Design	C-Line
Standards/regulations	IEC 62196-2
Charging standard	Type 2
Charging mode	Mode 3, Case B
Normative cable length restrictions	NOTE: Cable management may be required.
	Cable management is required in certain regions if the cable length exceeds 5.0 m (Switzerland) or 7.5 m (USA) (IEC 61851-1).

Dimensions

Height	137 mm (Vehicle charging connector)
	131.8 mm (Infrastructure charging plug)
Width	70 mm (Vehicle charging connector)
	58 mm (Infrastructure charging plug)
Depth	215.9 mm (Vehicle charging connector)
	233.4 mm (Infrastructure charging plug)
Conductor length	8 m

Ambient conditions

Ambient temperature (operation)	-30 °C ... 50 °C
Ambient temperature (storage/transport)	-40 °C ... 80 °C
Max. altitude	5000 m (above sea level)
Degree of protection	IP44 (plugged in; when plugged in and ready to operate, the degree of protection is only ensued if both plug-in components are original products from Phoenix Contact or suitable standard-compliant products)
	IP54 (Protective cap)

Electrical properties

Maximum charging power	26.6 kW
Number of phases	3
Number of power contacts	5 (L1, L2, L3, N, PE)
Rated current of power contacts	32 A
Rated voltage for power contacts	480 V AC
Number of signal contacts	2 (CP, PP)
Rated current for signal contacts	2 A
Rated voltage for signal contacts	30 V AC
Type of signal transmission	Pulse width modulation
Note on the connection method	Crimp connection, cannot be disconnected
Resistor coding	220 Ω (between PE and PP)

Mechanical properties

Insertion/withdrawal cycles	> 10000
-----------------------------	---------

AC charging cable - EV-T2G3PC-3AC32A-8,0M6,0ESBK01 - 1627999

Technical data

Mechanical properties

Insertion force	< 100 N
Withdrawal force	< 100 N

Design

Design line	C-Line
Housing color	black
Mating face color	black
Color handle area	gray
Color protective cap	black
Customer variations	On request

Material

Housing material	Plastic
Material handle area	Soft plastic
Material protective cap	Soft plastic
Material mating face	Plastic
Flammability rating	V0
Material surface of contacts	Ag

Cable

Cable structure	5 x 6.0 mm ² + 1 x 0.5 mm ²
Wiring standards/regulations	prEN 50620 / DIN EN 50620
Wiring class	Class 5
Wiring certifications	VDE
External cable diameter	17 mm ±0.4 mm
Type of conductor	straight
Cable resistance	≤ 0.0033 Ω/m (based on a power core, at an ambient temperature of 20°C)
Outer sheath, material	TPE-U
External sheath, color	black
Minimum bending radius	127.5 mm (7.5 x diameter)
Cable weight	max. 505 kg/km

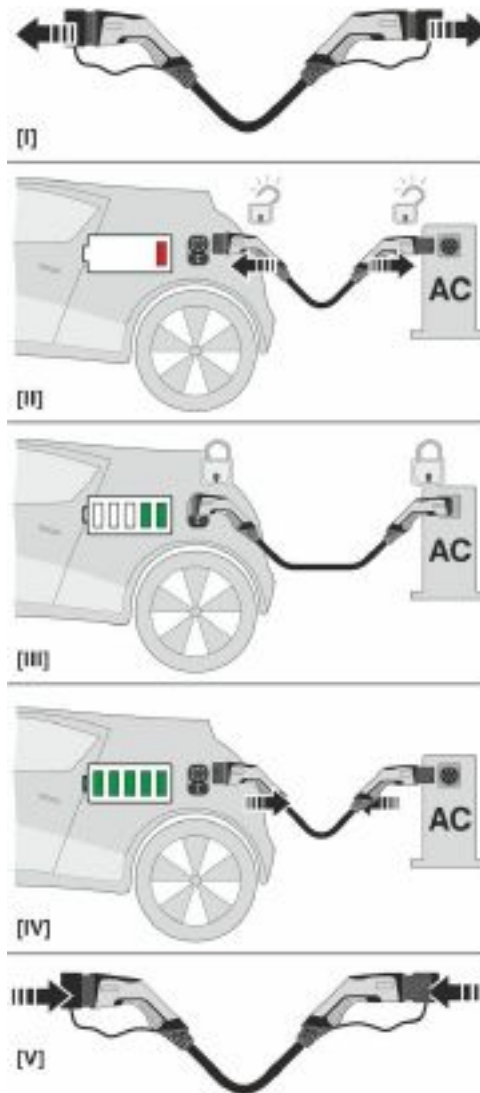
Environmental Product Compliance

REACH SVHC	Lead 7439-92-1
China RoHS	Environmentally Friendly Use Period = 10;
	For details about hazardous substances go to tab "Downloads", Category "Manufacturer's declaration"

Drawings

AC charging cable - EV-T2G3PC-3AC32A-8,0M6,0ESBK01 - 1627999

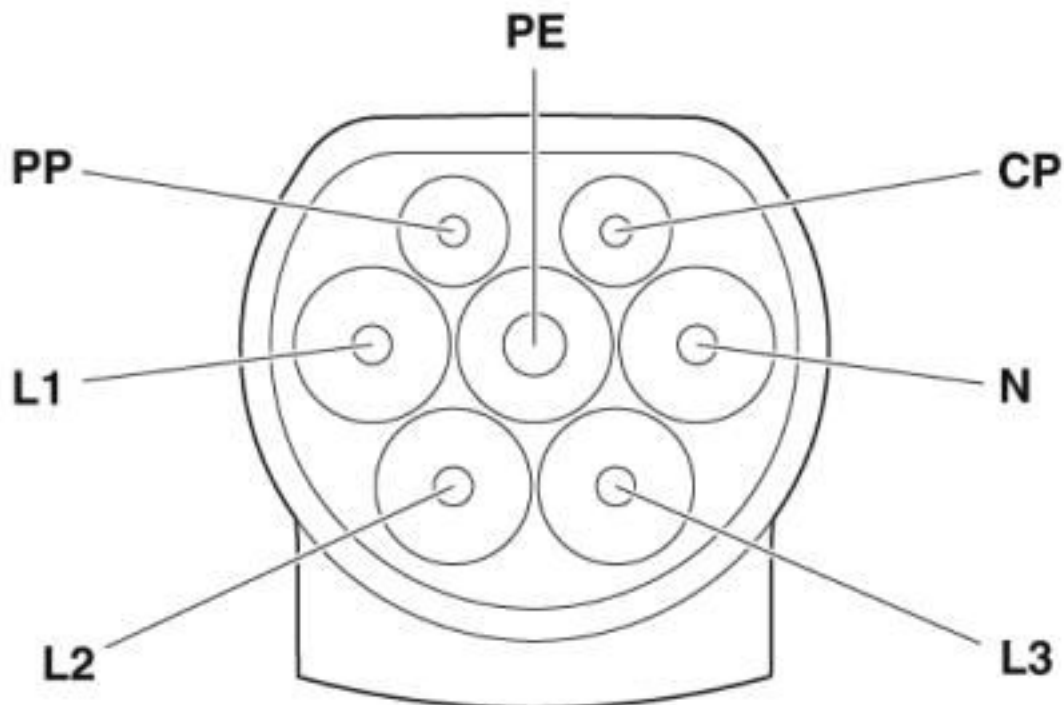
Schematic diagram



Operating instructions

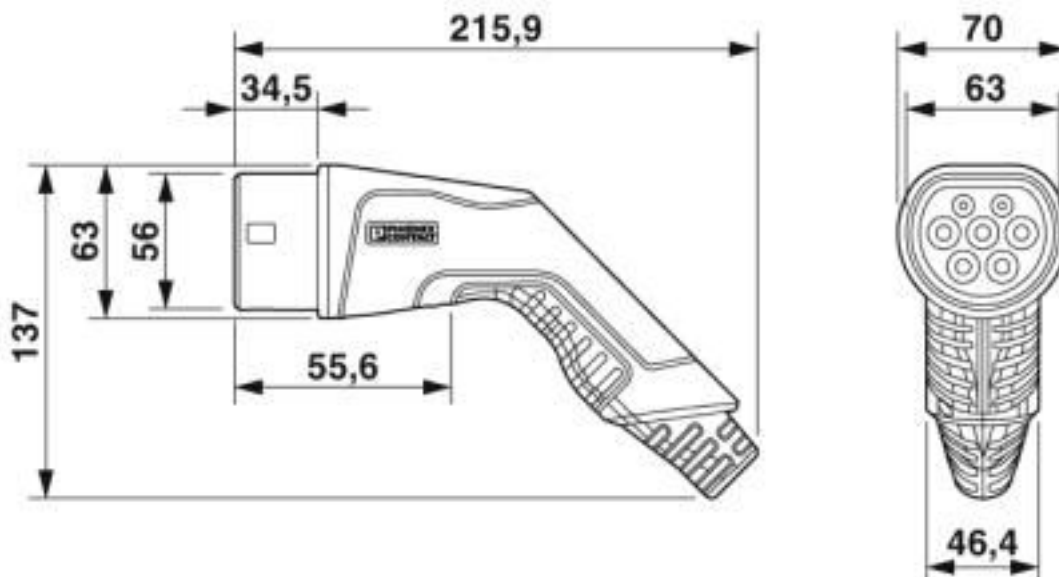
AC charging cable - EV-T2G3PC-3AC32A-8,0M6,0ESBK01 - 1627999

Connection diagram



Pin assignment of Infrastructure Plug

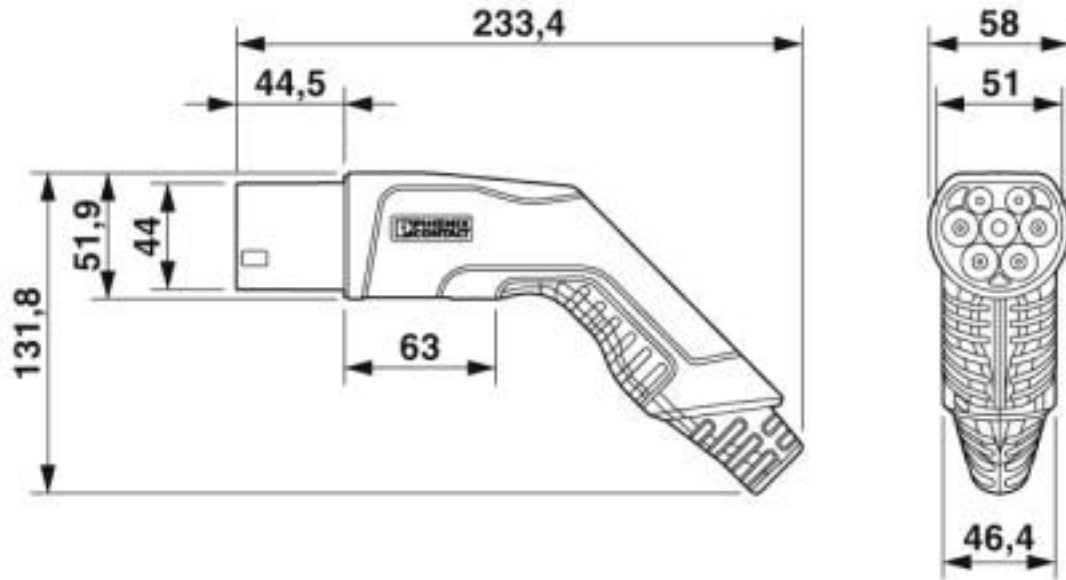
Dimensional drawing



Vehicle connector

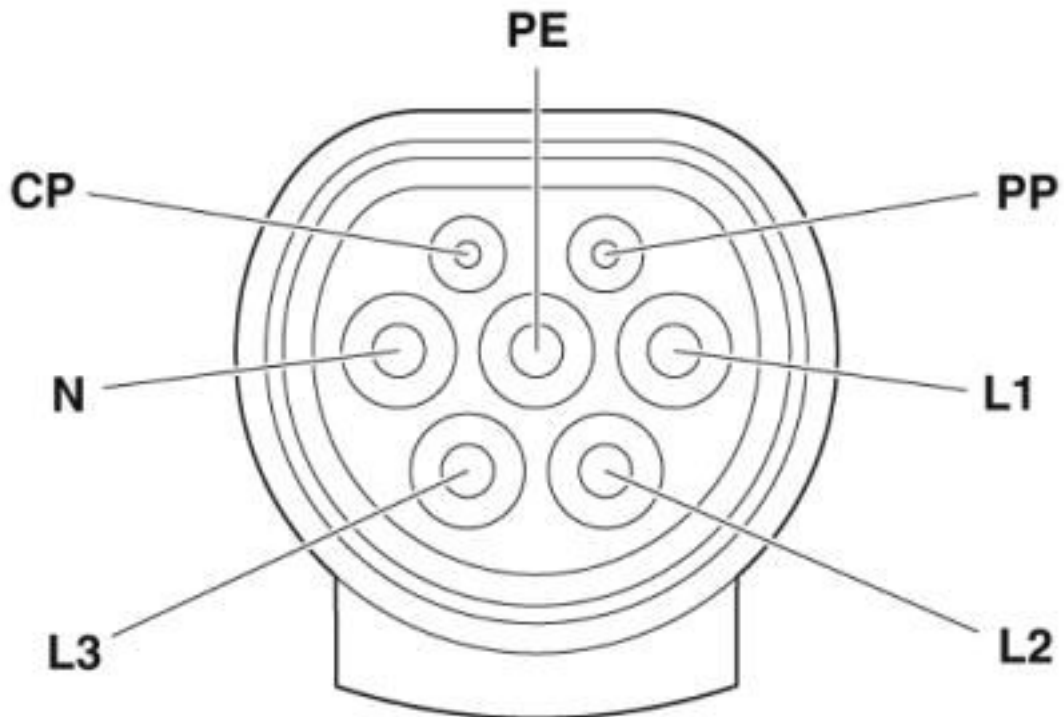
AC charging cable - EV-T2G3PC-3AC32A-8,0M6,0ESBK01 - 1627999

Dimensional drawing



Infrastructure plug

Schematic diagram



Pin assignment of the Vehicle Connector

AC charging cable - EV-T2G3PC-3AC32A-8,0M6,0ESBK01 - 1627999

Schematic diagram



Terminology definition

Classifications

eCl@ss

eCl@ss 10.0.1	27144705
eCl@ss 11.0	27144705
eCl@ss 4.0	27140800
eCl@ss 4.1	27140800
eCl@ss 5.0	27143400
eCl@ss 5.1	27143400
eCl@ss 6.0	27143400
eCl@ss 7.0	27449001
eCl@ss 8.0	27449001
eCl@ss 9.0	27144705

ETIM

ETIM 3.0	EC002061
ETIM 4.0	EC002061
ETIM 5.0	EC002839
ETIM 6.0	EC002897
ETIM 7.0	EC002897

UNSPSC

UNSPSC 6.01	30211923
UNSPSC 7.0901	39121522
UNSPSC 11	39121522
UNSPSC 12.01	39121522
UNSPSC 13.2	39121522
UNSPSC 18.0	39121522

AC charging cable - EV-T2G3PC-3AC32A-8,0M6,0ESBK01 - 1627999

Classifications

UNSPSC

UNSPSC 19.0	39121522
UNSPSC 20.0	39121522
UNSPSC 21.0	39121522

Approvals


Approvals


Approvals

VDE Zeichengenehmigung / IECCE CB Scheme

Ex Approvals

Approval details

VDE Zeichengenehmigung		http://www2.vde.com/de/Institut/Online-Service/VDE-gepruefteProdukte/Seiten/Online-Suche.aspx	40045394
Nominal voltage UN		480 V	
Nominal current IN		32 A	

IECEE CB Scheme		http://www.iecee.org/	DE1-62390
Nominal voltage UN		480 V	
Nominal current IN		32 A	

Accessories

Accessories

Infrastructure socket outlet

Socket Outlet - EV-T2M3SE12-3AC32A-0,7M6,0E10 - 1405214



Socket Outlet, rear protective cover screw connection, For charging electric vehicles (EV) with alternating current (AC), Compatible with infrastructure charging plugs, Type 2, IEC 62196-2, 32 A / 480 V (AC), Single wires, length: 0.7 m, Locking actuator: 12 V, 4-position, Rear panel mounting, Generation 1, "PHOENIX CONTACT" logo

AC charging cable - EV-T2G3PC-3AC32A-8,0M6,0ESBK01 - 1627999

Accessories

Socket Outlet - EV-T2M3SE24-3AC32A-0,7M6,0E10 - 1405216



Socket Outlet, rear protective cover screw connection, For charging electric vehicles (EV) with alternating current (AC), Compatible with infrastructure charging plugs, Type 2, IEC 62196-2, 32 A / 480 V (AC), Single wires, length: 0.7 m, Locking actuator: 24 V, 4-position, Rear panel mounting, Generation 1, "PHOENIX CONTACT" logo

Park position

Park position - EV-T2AC-PARK - 1624148



Park position, Retainer for Vehicle Connector as parking position at charging stations (EVSE), Type 2, IEC 62196-2, Front mounting

Phoenix Contact 2020 © - all rights reserved
<http://www.phoenixcontact.com>

PHOENIX CONTACT GmbH & Co. KG
Flachsmarktstr. 8
32825 Blomberg
Germany
Tel. +49 5235 300
Fax +49 5235 3 41200
<http://www.phoenixcontact.com>